



# **DLMS Order Upload Quick Start Guide**

by

**PARTNET**

on November 02, 2023

## Revision History

Revision Date	Author	Summary of Changes
11 / 1 / 2023	Tiffany Hayes	Update Formatting

# Table of Contents

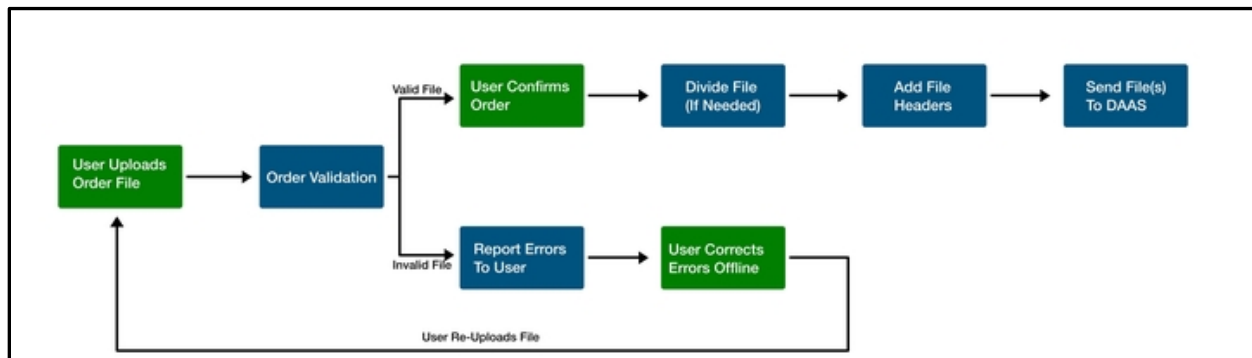
1. Upload Orders Summary .....	4
1.1 Upload Orders .....	4
1.2 Uploaded Orders History .....	4
2. User Interfaces .....	5
2.1 Upload Order, Validation, and Submission .....	5
2.1.1 Navigating to the Upload Order Tool .....	5
2.1.2 Uploading an Order .....	6
2.1.3 Review/Submit the Uploaded Order .....	7
2.1.4 Order Submitted Confirmation .....	7
2.1.5 Validation Errors.....	8
2.2 Account- Uploaded Orders and Viewers.....	8
3. Upload Order Errors.....	9
3.1 Rejections Due to Content Errors (824) .....	9
3.2 Rejections Due to Structural Errors (997) .....	10

# 1. Upload Orders Summary

The Upload Orders feature is an interface that extends FedMall bulk ordering to include Defense Logistics Management Standards (DLMS) compliant files; specifically, ASCII X12 also referred to as EDI. This feature is initially limited to 511R transactions for ordering Map products. Future improvements will support additional transactions and products.

## 1.1 Upload Orders

The Order Upload feature is accessible from the "Tools" dropdown on the primary navigation menu. Uploaded order processing follows the basic process illustrated below.



*Order Upload Process*

Uploaded orders are restricted to the following criteria. Adjustments to criteria will be annotated on the Upload Order form.

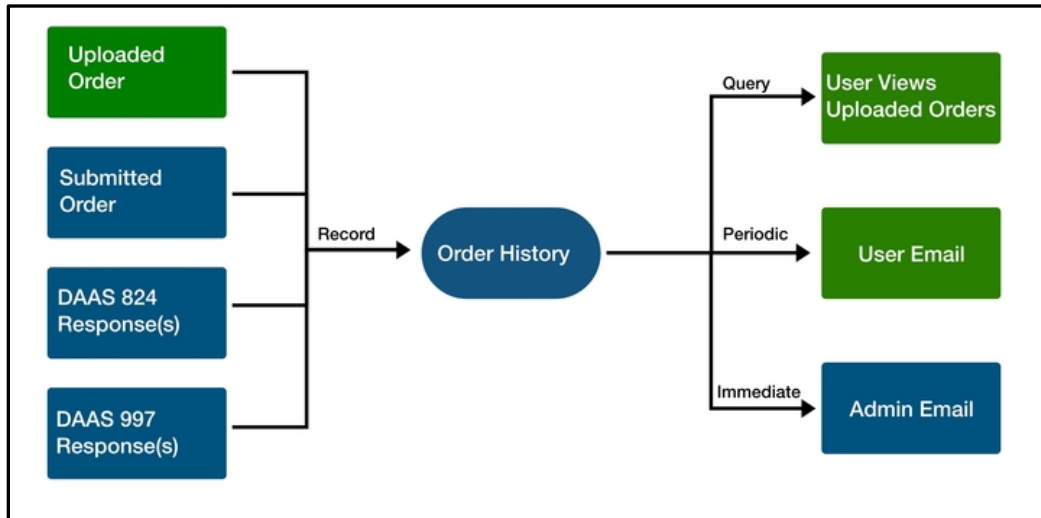
- Properly formatted ASCII X12 (EDI) transaction sets (start with ST and end with SE) Does not include Interchange or Group Control headers or footers.
- 511 AO transactions
- Source of supply is HM8
- 10,000 or fewer transactions
- File name (including extension) length no more than 64 characters
- Forbidden file extensions: jsp, php, pl, class, asp, aspx, vb, vbs, com, bat, cmd, sh, csh, zip, gz, tar, jar, rar, exe, bin, or dll

FedMall will verify the criteria are met prior to submitting to DAAS for further validation and processing.

## 1.2 Uploaded Orders History

The Uploaded Order History is viewable from the Users' "Account - Uploaded Orders" menu option (see Paragraph 2.2 Account - Uploaded Orders and Viewers). FedMall also records the orders submitted to DAAS and Order Responses (errors) received from DAAS. In addition to viewing online, Order Responses are emailed to users; sent to the email address in the user's profile. Order Responses are further explained in Paragraph 3 Upload Order Errors.

Upload Order history is available to users for (14) days. FedMall archives orders over (14) days and fully expunges order history after one year. The information recorded by FedMall and made accessible in Uploaded Orders and via email is illustrated below. Order history after 1 year can be obtained by emailing FedMallReports@dla.mil.



*Uploaded Order History Process*

## 2. User Interfaces

### 2.1 Upload Order, Validation, and Submission

#### 2.1.1 Navigating to the Upload Order Tool

The Upload Order tool can be accessed in Commerce from the Tools menu.

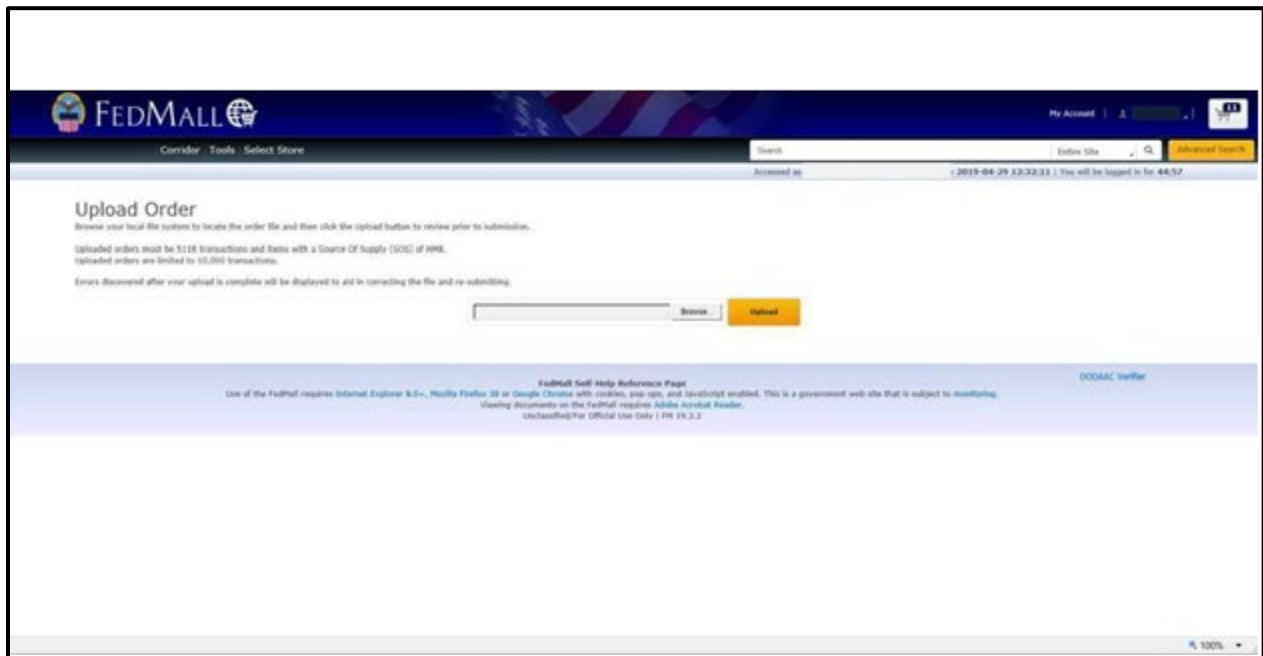


*Tools Navigation Menu*

## 2.1.2 Uploading an Order

The Upload Order form enables users to upload a file from the user's local file system. The page includes upload instructions and restrictions. Uploaded orders are restricted to the following criteria.

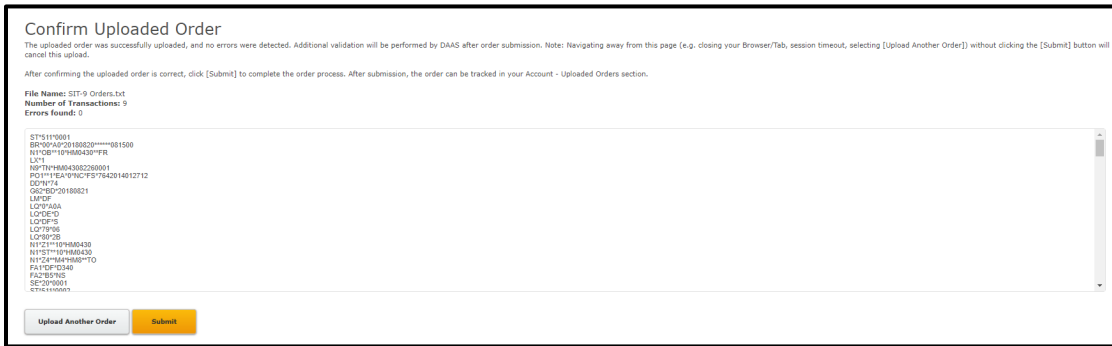
- ASCII X12 (EDI) transaction sets (start with ST and end with SE records)
- Does not include Interchange or Group Control headers or footers
- 511 AO transactions
- Source of supply is HM8
- 10,000 or fewer transactions
- File name (including extension) length no more than 64 characters
- Forbidden file extensions: .jsp, .php, .pl, .class, .asp, .aspx, .vb, .vbs, .com, .bat, .cmd, .sh, .csh, .zip, .gz, .tar, .jar, .rar, .exe, .bin, or .dll

The screenshot shows the FedMall website's 'Upload Order' page. At the top, there is a navigation bar with the FedMall logo, 'Corridor Tools Select Store', a search bar, and a shopping cart icon. Below the navigation bar, the page title 'Upload Order' is displayed. The main content area contains instructions: 'Browse your local file system to locate the order file and then click the Upload button to review prior to submission.' It also lists restrictions: 'Uploaded orders must be 511R transactions and items with a Source Of Supply (SOS) of HM8. Uploaded orders are limited to 10,000 transactions.' Below the text is a file upload field with a 'Browse' button and an 'Upload' button. At the bottom of the page, there is a footer with a 'FedMall Self-Help Reference Page' link and a 'DDIAC Verifier' link. The page is displayed in a browser window with a zoom level of 100%.

*Upload Order Form*

### 2.1.3 Review/Submit the Uploaded Order

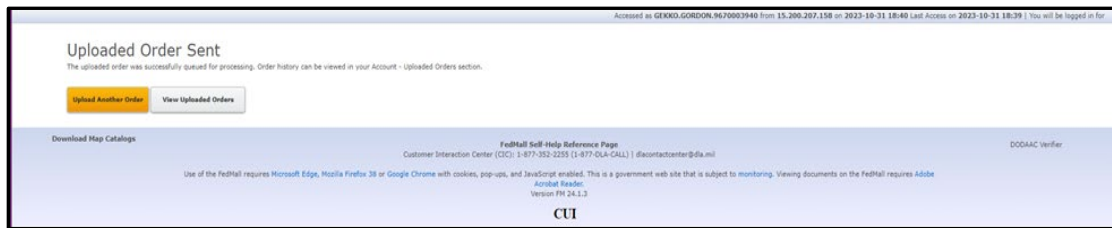
FedMall displays the content of the uploaded file after verifying it meets validation criteria. If the uploaded file is correct, the user must click on [Submit] to confirm the file should be submitted to DAAS.



Upload Order Confirmation

### 2.1.4 Order Submitted Confirmation

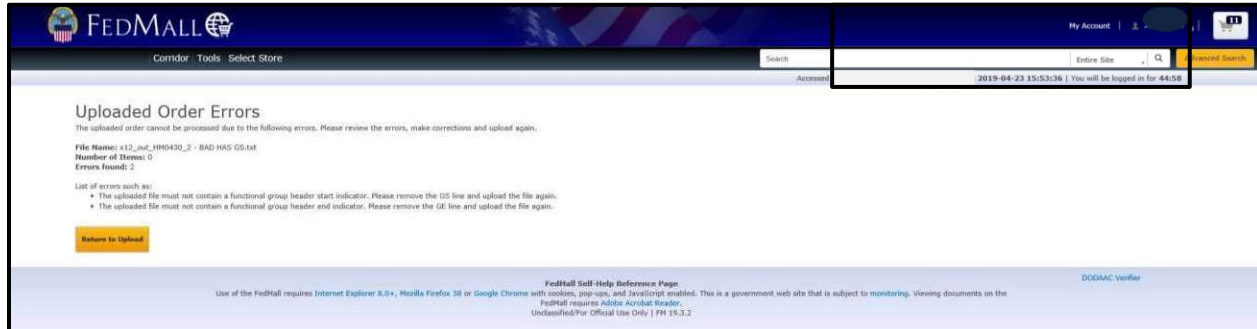
After submitted the order, FedMall will report that the uploaded file was queued for sending to DAAS.



Upload Order Sent Confirmation

## 2.1.5 Validation Errors

If an uploaded order does not meet one or more validation criteria, FedMall will list all discovered errors. To resolve errors, the user must re-upload a corrected order file. Additional validation will be performed by DAAS after the order is submitted.



Screen Image of Upload Order Errors

## 2.2 Account- Uploaded Orders and Viewers

UPLOADED ORDERS				
Format	Original File	Number of Submitted File(s)	Date Created	Transaction Type
ASCII X12	SIT-9 Orders.txt	2	07/28/2023	Maps
ASCII X12	SIT-9 Orders.txt	2	07/28/2023	Maps

Account - Upload Orders History



## 3. Upload Order Errors

FedMall validation limits uploaded orders to certain transaction types, products, and transaction volume. FedMall does not verify if the transaction structure or content is valid. DAAS performs two levels of validation: EDI structure and content. With a valid structure, DAAS divides order files into individual orders with one transaction each. Therefore, an error in a single order/transaction will not reject the entire uploaded order.

EDI 997 Structure Errors: DAAS immediately rejects files with structural errors by sending a 997 Response - the errors prevent the files from proceeding to content validation.

EDI 824 Content Errors: DAAS rejects transactions if the values (i.e., Supplemental Address) contain an error. DAAS will send an 824 Response for each transaction that is rejected.

FedMall receives and stores all 997 and 824 error responses and associates them with the uploaded order and the order submitted to DAAS to aid in resolving the errors. The responses can be viewed from the Upload Order History page (see 2.2 Account - Uploaded Orders and Viewers).

If multiple responses are received for a single uploaded order, then FedMall will consolidate them into a single view. As errors are received, FedMall stores them for immediate, online viewing. FedMall will also email a daily digest of error responses received per uploaded order. If error responses are received across two or more days, then FedMall will send additional emails summarizing the responses received for a given day.

### 3.1 Rejections Due to Content Errors (824)

Content errors (824) are rejected due to content that cannot be reconciled (e.g., non-existent NRN or NSN). The 824 error messages are formatted like MILSTRIP records due to DAAS' method for transaction processing. If you receive an 824 response, review the error for corrective actions you can take; contact the Help Desk for additional assistance. The following table lists the most common 824 errors messages and a more verbose explanation.

Recognized EDI 824 Errors	Improved Error Explanation
ADDR REQNR IS DELETED RP 30-35	The requisitioner DODAAC is either invalid or is designated as a non-requisitioning DODAAC.
NSN UNAUTHORIZED FOR EMALL CFM PROCESS RP 8-20	The NSN is not authorized for a Government Contractor to purchase.
SUPP ADDR 45-50 NOT AUTHORIZED FOR BILLING/SHIPMENT	The Supplemental DODAAC is not authorized for shipping and/or billing.

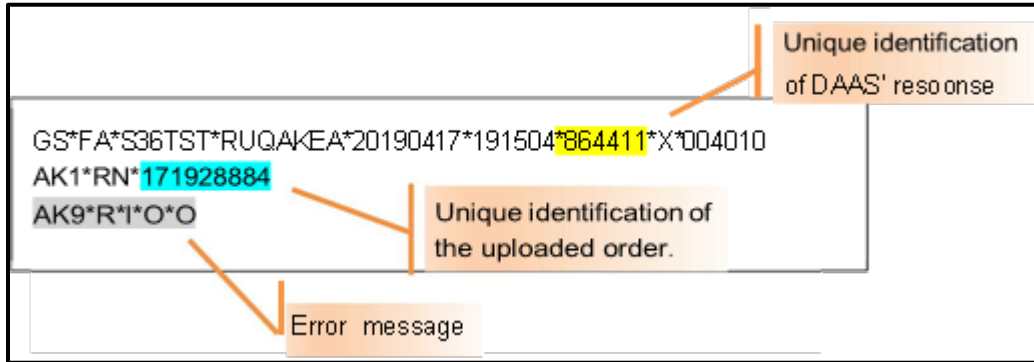
Recognized EDI 824 Errors	Improved Error Explanation
NIIN DOES NOT DESIGNATE DLA AS SOS RP 12-20	The NSN is not managed by DLA.
NIIN IS NOT IN DAAS RECORDS RP 12-20	The NSN is not available.
ADDR REQNR RP 30-35 NOT AUTHORIZED FOR REQUISITIONING	The DODAAC is not authorized for requisitioning.
SUPP ADDR IS DELETED RP 45-50	The Supplemental DODAAC has expired.
FROM EMALL & VALID SUPP ADDR RQD IAW ARMY PLCY	The Supplemental DODAAC is not valid per Army policy.
DOC ID CURRENTLY INVALID FOR SPECIAL ROUTING	The NIIN is invalid.
INVALID FORMAT FOR GFM TRANSACTION	The DODAAC is not authorized for requisitioning by Government contractors. GFM edits need to be added to this DODAAC for it to transmit successfully.
SUPP ADDR IS INV FOR MEDIA STATUS CODE RP 45-50	The Supplemental DODAAC is not valid.
FROM EMALL & NOT IPG 1 IAW ARMY PLCY	The Priority Code used is not valid for the DODAAC per Army policy
NO KEY DOC PRECEDING DETAIL DOC	The Requisitioner and/or Supplemental DODAACs are not valid.
ADDR REQNR NOT IN DAAS RECS/DATA SHIFTED RP 30-35	The requisitioner DODAAC is either invalid or is designated as a non-requisitioning DODAAC.

*EDI 824 Error Messages and Equivalent Explanation*

### 3.2 Rejections Due to Structural Errors (997)

Structural errors (997) require further investigation by FedMall administrators and/or administrators of the tool that produced the uploaded order file. Structural errors are provided to users for awareness that certain transactions failed to be processed by DAAS. EDI 997 errors should rarely occur; therefore, they are also sent to FedMall administrators for immediate action.

If you receive a 997 response, contact the Help Desk to learn why the transaction was rejected and what corrective actions you can take. The Help Desk will need to know the unique identifier of the message sent by DAAS (GS record) and the unique identifier of the submitted order (AKI record). The following illustrates information provided in a 997 error.



*Example 997 Response Information*

A table of EDI 997 error codes is provided if/when more detailed error messaging is provided.

AK304 Error Codes	Descriptions
1	Unrecognized segment ID
2	Unexpected segment
3	Mandatory segment missing
4	Loop occurs over maximum times
5	Segment exceeds maximum use
6	Segment not in defined transaction set
7	Segment not in proper sequence
8	Segment has data element errors

*EDI 997 AK304 Error Codes*

AK403 Error Codes	Descriptions
1	Mandatory data element missing
2	Conditional required data element missing
3	Too many data elements

AK403 Error Codes	Descriptions
4	Data element is too short
5	Data element is too long
6	Invalid character in data element
7	Invalid code value
8	Invalid date
9	Invalid time
10	Exclusion condition violated
12	Too many repetitions
13	Too many components

*EDI 997 AK403 Error Codes*

AKS01 Error Codes	Descriptions
A	Accepted
E	Accepted but errors were noted
M	Rejected, message authentication code (MAC) failed
P	Partially accepted, at least one transaction set was rejected
R	Rejected
W	Rejected, assurance failed validity tests
X	Rejected, content after decryption could not be analyzed

*EDI 997 AKS01 Error Codes*

AK502 – AKS0G Error Codes Descriptions	
1	Transaction set not supported
2	Transaction set trailer missing
3	Transaction set control number in header and trailer do not match
4	Number of included segments does not match actual count
5	One or more segments in error
6	Missing or invalid transaction set identifier
7	Missing or invalid transaction set control number (a duplicate transaction number may have occurred)

*EDI 997 AK502 – AKS0G Error Codes*

AK905 – AK909 Error Codes Descriptions	
A	Accepted
E	Accepted, but errors were noted
M	Rejected, message authentication code (MAC) failed
P	Partially accepted, at least one transaction set was rejected
R	Rejected
W	Rejected, assurance failed validity tests
X	Rejected, content after decryption could not be analyzed
1	Functional group not supported
2	Functional group version not supported
3	Functional group trailer missing
4	Group control number in the functional group header and trailer do not agree
5	Number of included transaction sets does not match actual count
6	Group control number violates syntax (a duplicate group control number may have occurred)

*EDI 997 AK905 – AK909 Error Codes*